

Safety Culture Survey

Fall 2024 Results

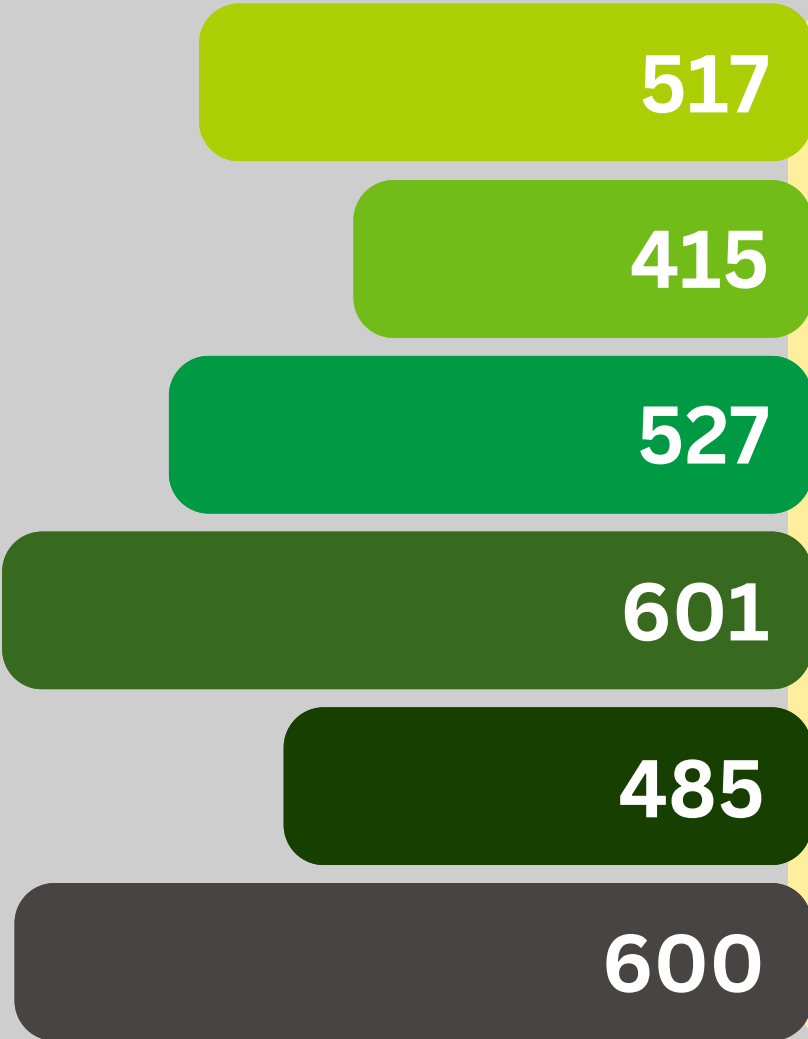
Survey developed by the IWH and administered by EHS Analytics



Overview

Surveys collected from organizations outside of the B rate codes were excluded from all calculations.

- Fall 2021
- Spring 2022
- Fall 2022
- Spring 2023
- Fall 2023
- Spring 2024
- Fall 2024

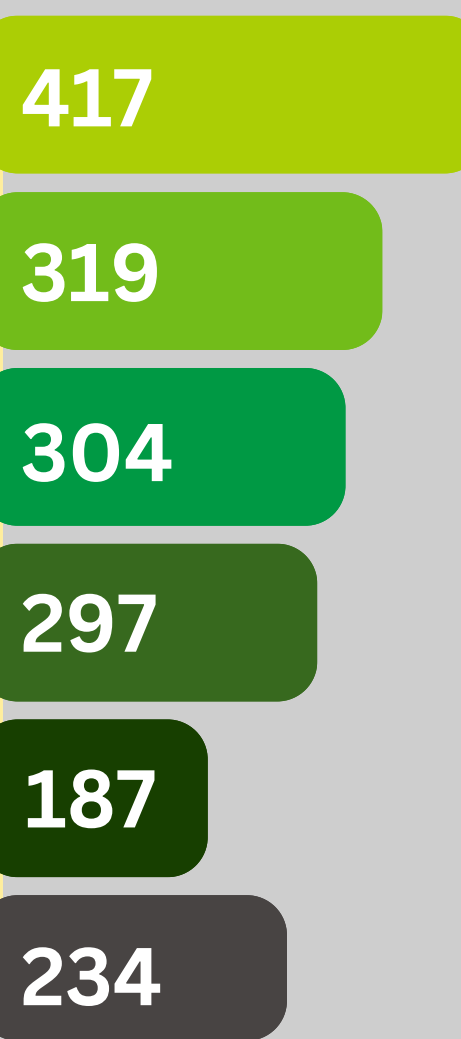


Total Number of Surveys Collected

604

Total Number of Firms that Participated

210




Average Survey Score
(Out of 4.00)

3.64

Average Number of Surveys Per Firm

2.87



What does your score mean?



Our research indicates that an average increase of one unit in the Safety Culture Survey score is associated with a 60% reduction in the probability of time-loss injuries. [CLICK HERE to read the white paper.](#)

Compliance

The average score is less than 2.
Your work in health & safety likely needs attention and improvement.

Improvement

The average score is equal to or greater than 2 but less than 3.
Specific health & safety practices in your organization may need some improvement.

Continuous Learning

The average score is equal to or greater than 3.
You're performing well overall. Continue to strive for OHS excellence.

[CLICK HERE to contact the SCSA for more information on how to improve or strive for excellence in your safety program.](#)

Fall 2024 Summary

851

Saskatchewan companies have participated in the Safety Culture Survey.

Size Groups

Small
< 10 Employees

Medium
10 - 24 Employees

Large
25 - 99 Employees

Extra Large
> 100 Employees

Total # of Surveys

118

129

132

225

Average Score

3.59

3.71

3.68

3.63



Average Number of Surveys Per Firm

Rate Codes

B11

Construction Trades
163

B12

Residential Construction
99

B13

Commercial, Industrial Construction
342

B14

Construction Industry
604

Total # of Surveys

Average Firm Score

3.69

3.64

3.57

3.64

Average Number of Surveys Per Firm

2.11

1.43

5.34

2.87

IWH-Benchmark for Construction Industry

3.23

In 2011 and 2013, the IWH-OPM questionnaire was taken by 100 construction workplaces. The average score the firms received was 3.23. This score is also known as the IWH-OPM Benchmark Score. Any firm that has received an average score of or above 3.23 is doing well on their safety practices. Any firm with a score below 3.23 may need to re-evaluate and improve their safety practices.

COR

128

Total Number of Surveys

Average # of Surveys Per Firm

476

Total Number of Surveys

Average # of Surveys Per Firm



Non COR-Certified

3.51



Average Score



COR-Certified

3.75



Average Score

On average, COR-Certified members submitted statistically significantly higher scores in the survey.

SCSA Analytics

CLICK HERE



to claim your SCSA Analytics Dashboard. The Dashboard shows a detailed analysis of your company's safety culture, as well as provide reports of forecasted WCB premium, training and certification data, injury rates, industry benchmarks and more.

CLICK HERE

to register for the Spring 2025 Safety Culture Survey.