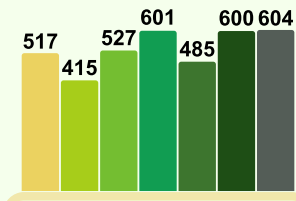


Survey developed by the IWH and administered by EHS Analytics

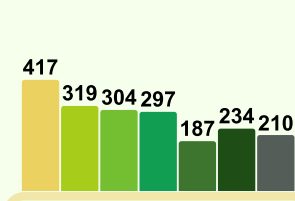


## Overview



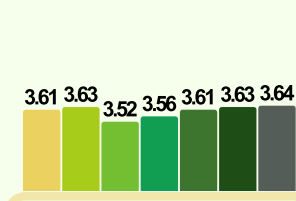
Total Number of Surveys Collected

517



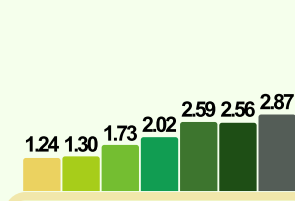
Total Number of Participating firms

178



Average Survey Score (out of 4)

3.70



Average Number of Surveys Per Firm

2.96

● Fall 2021    ● Fall 2022    ● Fall 2023    ● Fall 2024  
● Spring 2022    ● Spring 2023    ● Spring 2024

Surveys collected from organizations outside of the B rate codes were excluded from all calculations

## What Does Your Score Mean?



Our research indicates that an **average increase of one unit** in the safety culture survey score is associated with a **60% reduction** in the probability of time-loss injuries.

[Read the white paper here](#)



### Compliance

Average score less than 2

Your work in health and safety needs attention and improvement.

### Improvement

Average score between 2-3

Specific health and safety practices in your org may need some improvement.

### Continuous Learning

Average score greater than 3

Great performance. Continue to strive for OHS excellence.

[Contact the SCSA](#) for more information on how to achieve excellence in your safety program

## Spring 2025 Summary

**867** Saskatchewan companies have participated in the Safety Culture Survey

Company Size	Small 10 - 24 Employees	Medium 25 - 99 Employees	Large 100 - 499 Employees	Extra Large 500+ Employees
Total # of Surveys	17	67	107	189
Average Score	3.47	3.84	3.90	3.77
Average # of Surveys Per Firm	1.21	1.97	3.15	11.12

Rate Codes	B11 Construction Trades	B12 Residential Construction	B13 Commercial & Industrial Construction	Construction Industry
Total # of Surveys	154	83	296	517
Average Score	3.81	3.72	3.67	3.70
Average # of Surveys Per Firm	2.29	1.54	4.87	2.96

### IWH-Benchmark for Construction Industry

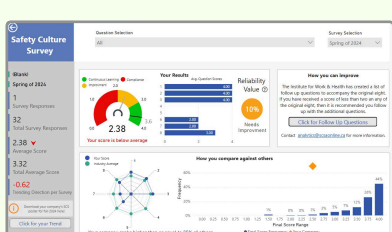
In 2011 and 2013, the IWH-OPM questionnaire was taken by 100 construction workplaces. The average score the firms received was 3.23. This score is also known as the IWH-OPM Benchmark Score. Any firm that has received an average score of or above 3.23 is doing well on their safety practices. Any firm with a score below 3.23 may need to re-evaluate and improve their safety practices.

**3.23**

COR Certification	Non-COR Certified	COR Certified
Total # of Surveys	90	427
Average Score	3.40	3.70
Average # of Surveys Per Firm	0.51	2.40

On average, COR-Certified members submitted statistically significantly higher scores in the survey

## SCSA Analytics



Get your SCSA Analytics Dashboard. The Dashboard shows a detailed analysis of your company's safety culture, as well as provide reports of forecasted WCB premium, training and certification data, injury rates, industry benchmarks and more.

[Claim Your Dashboard Now!](#)

[Register for the Fall 2025 Safety Culture Survey](#)